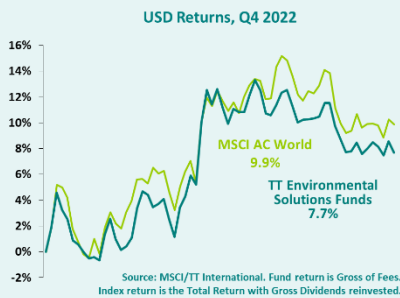


Fund Performance

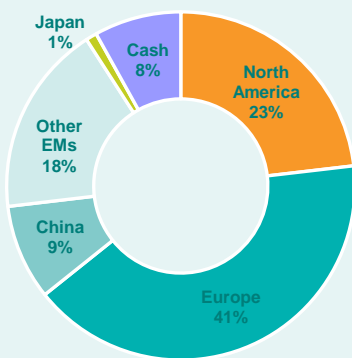
	Gross Returns	Net Returns	MSCI AC World
Q4	7.7	7.5	9.9
1 Year	-20.8	-21.4	-18.0
Incep.	27.1	26.0	10.6
Incep. returns are annualised			
Fund Value (USD mil)			108.8
Inception 12/05/20			



Top Five Securities %

EDP Renovaveis	Portugal	6.1
DSM	Netherlands	5.3
Weyerhaeuser	United States	5.1
Terna	Italy	4.8
Omega Energia	Brazil	4.7

Regional Positioning



Charitable Contributions

Total contribution since inception USD:

2020	20,794
2021	163,592
2022	247,362

Performance

Global equities rallied from oversold levels in Q4. Chinese stocks rose towards the end of the period as the government pivoted away from its economically ruinous zero-covid policy. With a relatively low beta, the fund produced a positive absolute return, but lagged the market rally.

Outlook and positioning

We expect a year of two halves in 2023, with market behaviour largely determined by the policy path of the US Fed, which in turn will be driven by inflation dynamics. The main factor driving higher inflation has arguably been the energy crisis. However, there is growing evidence that this will not be as problematic as many feared, at least in the short term. At one stage there were concerns about an absolute shortage of gas in Europe this winter. In reality we have storage near record highs for this time of year, partly due to exceptionally mild weather thus far. Gas prices are therefore falling very rapidly, and power prices should follow, albeit to a lesser degree. Prices of many other commodities such as oil and wheat are also dropping. While this should eventually ease the pressure on Fed, wage growth appears to be stubbornly high, which will make it difficult for the US central bank to cut rates for some time, as it would almost certainly be a grave policy error if it began to ease before the problem of inflation is defeated unequivocally. In our view, markets have potentially got ahead of themselves in pricing a Fed policy pivot, and we therefore expect dollar strength to reassert itself over the next few months, as well as further equity market volatility. This is particularly the case as corporate earnings are yet to feel the full force of higher financing and labour costs, whilst PMIs and other leading economic indicators are still contracting. Typically, equities do not begin to rally sustainably until such metrics have troughed and are beginning to rebound. Thus, we remain slightly cautious on the outlook for the next few months, but are constructive on the setup for global equities in the medium term. This is particularly the case for our environmental universe, where developments over the past year should lead to a structural acceleration in growth, be it higher energy prices and the quest for energy security in the wake of the Ukraine invasion, or seismic policy pivots represented by the US Inflation Reduction Act and REPowerEU.

In terms of portfolio activity, over the quarter we bought Canada-listed renewable genco Boralex. It has a decent growth story out to 2025 in our view. We saw a good entry point created by regulatory uncertainty around where the EU price cap would be set for spot electricity prices, which will impact its French business. Gencos are relatively defensive in what we see as a reasonably challenging macro backdrop.

Another purchase was Korea-based Chunbo, which produces electrolyte additives for batteries to improve their performance. Trends in battery technology mean that more and more additives are being utilised. We expect significant volume growth, particularly as most of its competitors are in China, and the US Inflation Reduction Act will favour Korean battery companies at the expense of their Chinese counterparts. We also bought Korean battery maker Samsung SDI for similar reasons.

Conversely, we took some profits in Greece-based renewable genco Terna Energy, which rallied in part due to bid speculation.

Stock Focus

Eneti

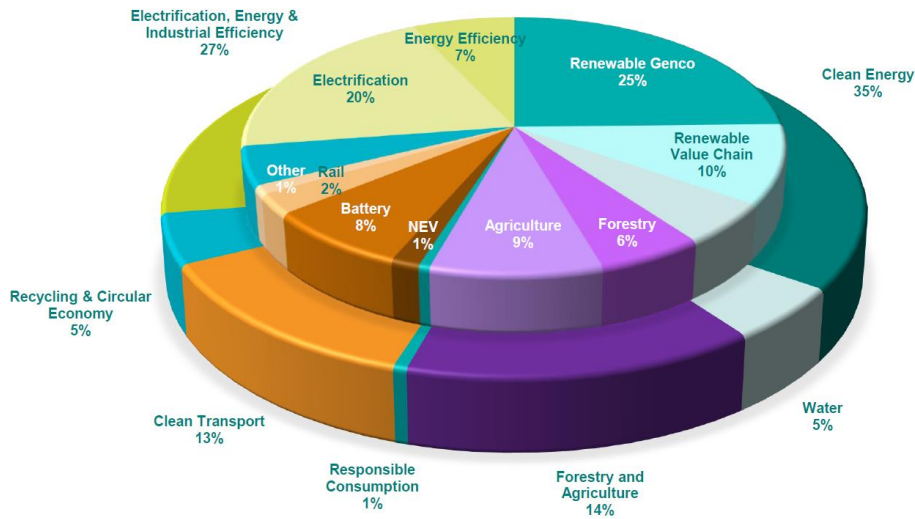
Eneti is an owner/operator of a fleet of wind turbine installation vessels. Given the ongoing rapid growth in offshore wind capacity, there is increasing tightness in the installation market, and these unique maritime assets have become very scarce in terms of timely availability. Wind farm developers are sensitive with respect to the time to first power, and are therefore scrambling to secure installation capacity before their competitors. This dynamic of rising demand against inelastic supply is driving up daily charter rates for these vessels, as well as securing contracts much further into the future, providing far higher visibility than the space is typically used to having. Eneti has added financial leverage on top of the operational leverage that results from running ships where the majority of their costs are fixed, which means the aforementioned price increases are improving margins and de-risking the equity from incremental operational cash inflows. Eneti has an exciting pipeline for growth in our view, with the delivery of two newbuild vessels from Daewoo scheduled in 3Q24 and 2Q25 (contributing to the aforementioned financial leverage). These are state-of-the-art vessels, with 16MW capacity and the ability to operate in wider weather windows. The scheduling of these deliveries is excellent as the most powerful turbines from the original equipment manufacturers will become widely available for deployment around the same time. We have 80% upside to our base case DCF model and see a >50% discount to NAV.

Plug

Plug is a vertically integrated hydrogen company. It is involved in the manufacture and sale of hydrogen, electrolysers, fuel cell systems and vehicles, and as such has exposure across the hydrogen value chain. It underperformed in the general market sell-off, with a higher cost of capital particularly painful for Growth companies such as this. Plug also downgraded revenue expectations for FY22. We sold the position due to several concerns related to governance. Firstly, it was claimed that the hydrogen production facilities would be at 70 tonnes per day of capacity by the end of 2022, but in reality only got to 30-40 tonnes per day. We were also concerned about the quality of the order backlog, whilst management have been selling shares, which can sometimes be another cause for concern. We have concentrated our hydrogen exposure in Ceres and De Nora.

Portfolio Thematics and Performance

Here we show portfolio thematic exposure and the major drivers of performance over the quarter.



Themes

- The US Inflation Reduction Act will favour Korean battery companies at the expense of their Chinese counterparts. Given this policy tailwind, we have exposure to several of these companies.
- We expect cost deflation in the solar industry as polysilicon prices are falling sharply due to increased capacity. This should lead to higher demand and improving margins for the likes of Sungrow, which we own.
- More broadly, we expect a margin inflection story to play out in many of our holdings as they successfully pass on input cost pressures from last year to their customers through higher prices, at the same time as input costs are actually beginning to fall.

Performance

- Outperformance in Europe and Canada was more than offset by underperformance in Emerging Markets.
- September saw dislocation in bond markets, which hit bond proxies such as Italian grid operator, Terna. However, these trends normalised in Q4.
- Vestas performed well as investors hoped that the US Inflation Reduction Act would see wind installation volumes structurally enhanced. Falling steel prices should also boost margins.
- Eneti performed well following strong Q3 results. It operates offshore wind turbine installation vessels, and is benefitting from higher rental rates due to a lack of availability of such ships.
- Stem was the most significant detractor over the quarter. It is in a thematic that we like – Energy Storage – and continues to deliver operationally. However, as an ex-SPAC it was caught up in Nasdaq/SPAC-related weakness.
- Omega Energia released slightly weak Q3 results related to lower wind speeds. The Brazilian market was generally weak as investor concerns grew over the direction of economic policy following Lula’s victory.
- Advanced Drainage Systems released Q3 results that were in line with expectations, but flagged in the outlook that it was seeing weakness in forward-looking residential indicators. We believe this is more than discounted in the current price.

Major Winners and Losers (Held Stocks Only)

	Stock	Country	Management Effect (%)
Top Contributors	Terna	Italy	0.49
	Vestas Wind Systems	Denmark	0.45
	Eneti	United States	0.43
	Terna Energy	Greece	0.41
	Signify	Netherlands	0.41
Top Detractors	Stem Inc	United States	-0.97
	Omega Energia	Brazil	-0.60
	XPeng	China	-0.45
	Advanced Drainage Systems	United States	-0.41
	ReNew Energy Global	India	-0.41

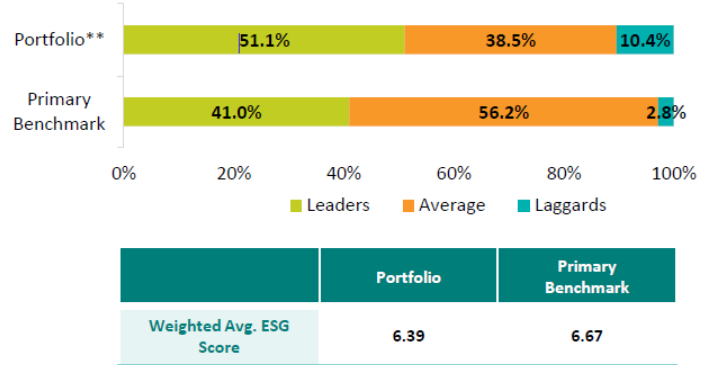
TT Environmental Solutions ESG Dashboard

Carbon Footprint and Avoided Emissions

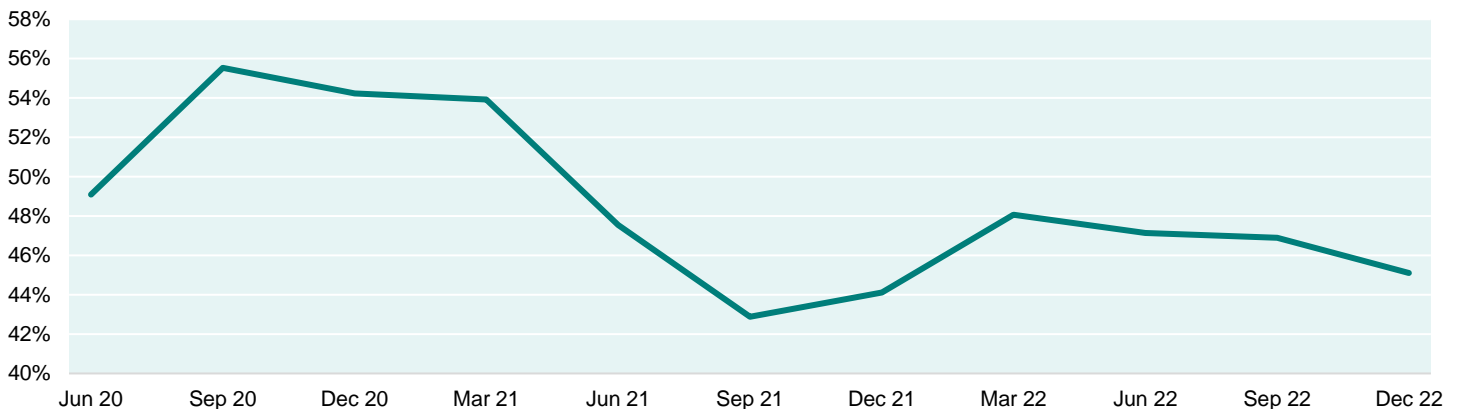
	TT ESF	MSCI ACWI	Portfolio vs Benchmark
Carbon footprint (CO2t per \$1m invested)	49	101	-51%
Carbon intensity (CO2t per \$1m sales)	112	188	-40%
Coverage including cash	100.0%	99.9%	

Our portfolio's avoided carbon emissions as disclosed by the investee companies is **22.9x** its carbon footprint*

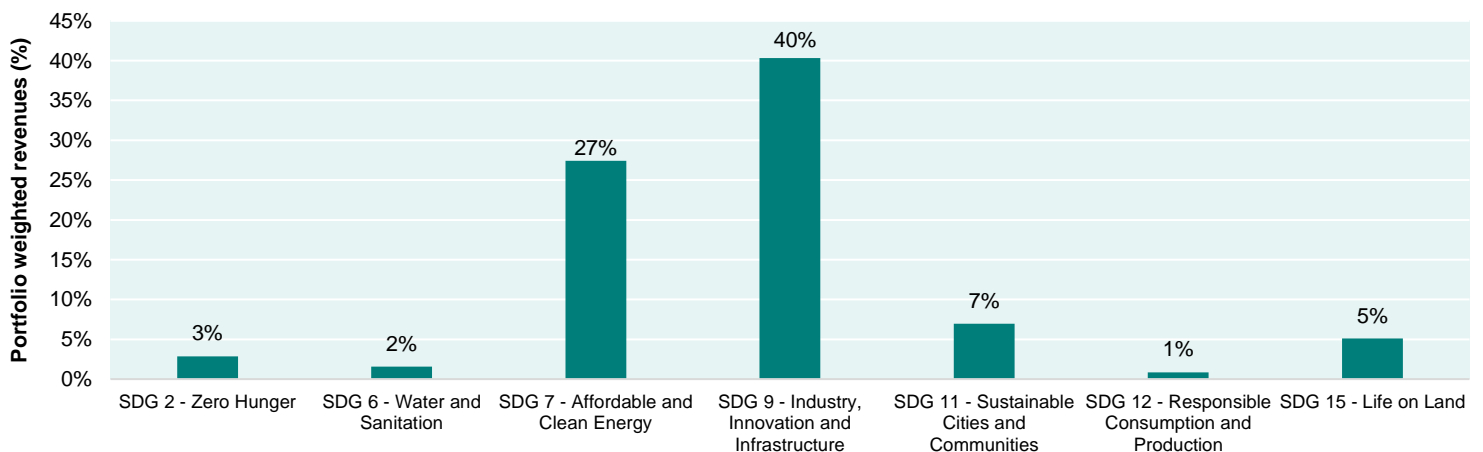
MSCI ESG Ratings Distribution



EU Taxonomy Alignment



SDG-Aligned Revenues of our Portfolio



*45 companies with reported or estimated carbon emissions, 23 companies reporting emissions avoided through their activities.

**7 companies not covered by MSCI ESG ratings.

Source: MSCI. The MSCI information may only be used for your internal use, may not be reproduced or disseminated in any form and may not be used as a basis for or a component of any financial instruments or products or indices. None of the MSCI information is intended to constitute investment advice or a recommendation to make (or refrain from making) any kind of investment decision and may not be relied on as such. Historical data and analysis should not be taken as an indication or guarantee of any future performance analysis, forecast or prediction. The MSCI information is provided on an "as is" basis and the user of this information assumes the entire risk of any use made of this information. MSCI, each of its affiliates and each other person involved in or related to compiling, computing or creating any MSCI information (collectively, the "MSCI Parties") expressly disclaims all warranties (including, without limitation, any warranties of originality, accuracy, completeness, timeliness, non-infringement, merchantability and fitness for a particular purpose) with respect to this information. Without limiting any of the foregoing, in no event shall any MSCI Party have any liability for any direct, indirect, special, incidental, punitive, consequential (including, without limitation, lost profits) or any other damages. (www.msci.com)

Additional Fund Performance Information:

Fund 12-Month Discrete Periods (%)

	Jan 22 - Dec 22	Jan 21 - Dec 21
Gross of fees	-20.8	20.9
Net of fees	-21.4	19.8
Index	-18.0	19.0

Important Information:

Shareholder Rights

A Prospectus is available for the Fund and Key Investor Information Documents (KIIDs) are available for each share class of each the sub-funds of the Fund.

The Fund's Prospectus can be obtained from www.ttint.com/fund-documentation/ and is available in English.

The KIIDs can be obtained from www.ttint.com/fund-documentation and are available in one of the official languages of each of the EU Member States into which each sub-fund has been notified for marketing under the Directive 2009/65/EC (the UCITS Directive).

In addition, a summary of investor rights is available from www.ttint.com/fund-documentation. The summary is available in English.

The sub-funds of the Fund are currently notified for marketing into a number of EU Member States under the UCITS Directive. The Fund can terminate such notifications for any share class and/or sub-fund of the Fund at any time using the process contained in Article 93a of the UCITS Directive.

Disclaimer

This document is not intended for distribution to, or use by any person/entity in any jurisdiction/country where such distribution/use would be contrary to local law/regulation. This document is issued by TT International Asset Management Ltd ("TT"). TT is authorised and regulated by the Financial Conduct Authority (FCA). TT International Funds plc (the "Fund") is a recognised collective investment scheme for the purposes of Part 17 of the Financial Services and Markets Act 2000 of the UK (as amended by Part 6 of the Collective Investment Schemes (Amendment etc.) (EU Exit) Regulations 2019). The Fund is being marketed into the UK under the Temporary Marketing Permission Regime. This document may be distributed only to persons to whom an offer to purchase shares/units in the Fund may legally be made. The circulation of this document is restricted to professional investors as defined in the legislation of the jurisdiction where this information is received. In the UK, the restriction is to "professional clients" within the meaning of the FCA Handbook of Rules and Guidance. No shares/units in the Fund may be offered/sold in the US. No representation is made as to the accuracy/completeness of any information contained herein, and the recipient accepts all risk in relying on this information for any purpose. Without prejudice to the foregoing, any views expressed herein are the opinions of TT as of the date on which this document has been prepared and are subject to change at any time without notice. The information herein does not constitute an offer of shares/units in the Fund, and it is not an offer to, or solicitation of, any potential clients or investors for the provision by TT of investment management, advisory or any other comparable or related services. No statement in this document is or should be construed as investment, legal, or tax advice, nor is any statement an offer to sell, or a solicitation of an offer to buy, any security/instrument, or an offer to arrange any transaction, or to enter into legal relations. This document expresses no views as to the suitability of the investments described herein to the individual circumstances of any recipient. Any person considering an investment in the Fund should consult the Fund prospectus. Investment in the Fund carries with it a high degree of risk.

Switzerland: Prospectus, Key Investor Information Documents, Articles of Association, annual and semi-annual reports of the Fund may be obtained free of charge from the Swiss Representative (First Independent Fund Services AG, Klausstrasse 33, 8008 Zurich) and Paying Agent (NPB New Private Bank Ltd, Limmatquai 1, CH-8024 Zurich).

Additional risks

FDI Risk: FDI may fluctuate in value rapidly and leverage through FDI may cause losses that are greater than the original amount paid for the relevant FDI.

Operational Risk: human error, system and/process failures, inadequate procedures or control may cause losses to the Fund.

Liquidity Risk: the Fund may have difficulty buying or selling certain securities readily which may have a financial impact on the Fund.

Credit/Counterparty Risk: a party with whom the Fund contracts for securities may fail to meet its obligations (e.g. fail to pay principal or interest or to settle an FDI) or become bankrupt, which may expose the Fund to a financial loss.

For more information on these and other risk factors that apply to the Fund, see the section entitled "Risk Factors" in the Prospectus.