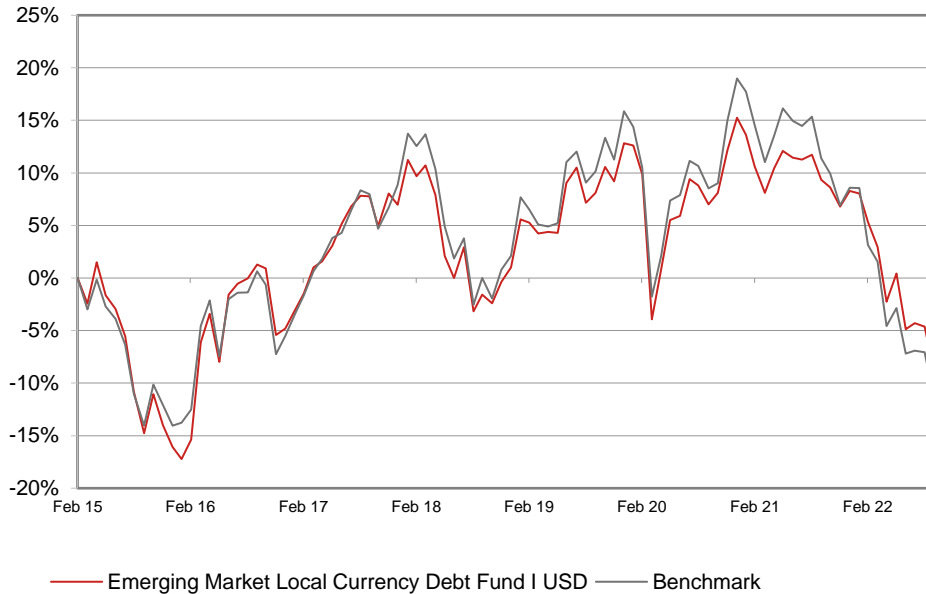


INVESTMENT OBJECTIVE

To generate a total return through a combination of capital gains and income gains, investing principally in local currency denominated emerging debt and debt-related securities. The team seeks to outperform the benchmark on a risk-adjusted basis over a full cycle. Currency risk and interest rate risk are managed within a high-conviction macro-driven approach that seeks to control downside volatility.

Past performance is not indicative of future returns.

CUMULATIVE PERFORMANCE (as at 30 September 2022)



ANNUALISED PERFORMANCE (as at 30 September 2022)

	Since launch	1m	3m	1y	3y	5y
Fund	-1.23%	-4.57%	-4.33%	-16.77%	-5.58%	-3.33%
Benchmark	-1.61%	-4.87%	-4.73%	-20.63%	-7.06%	-3.92%

DISCRETE PERFORMANCE (as at 30 September 2022)

	Sep 12 - Sep 13	Sep 13 - Sep 14	Sep 14 - Sep 15	Sep 15 - Sep 16	Sep 16 - Sep 17	Sep 17 - Sep 18	Sep 18 - Sep 19	Sep 19 - Sep 20	Sep 20 - Sep 21	Sep 21 - Sep 22
Fund				18.84%	6.40%	-8.67%	9.83%	-1.01%	2.19%	-16.77%
Benchmark				17.06%	7.32%	-7.40%	10.13%	-1.45%	2.63%	-20.63%

Source: NAMUK. Fund and Index performance is shown net of fees in local currency, on a single price basis with income reinvested into the fund.

VOLATILITY AND RISK

	3 Years
Alpha (excess annualised return)	1.48
Beta	0.93
Information Ratio	0.50
Tracking Error	2.94
Standard Deviation	11.45

Market movements may cause the value of investments to go down as well as up and you may not get back the amount originally invested. This factsheet is aimed at professional investors only. It is not designed for and should not be used or relied upon by private investors. Morningstar Overall Ratings as at 30/09/2022. Copyright © 2022 Morningstar UK Limited. All Rights Reserved. Regarding Morningstar Ratings, the information contained herein: (1) is proprietary to Morningstar and/or its content providers; (2) may not be copied, adapted or distributed; (3) is not warranted to be accurate, complete or timely; and (4) does not constitute advice of any kind, whether investment, tax, legal or otherwise. User is solely responsible for ensuring that it complies with all laws, regulations and restrictions applicable to it. Neither Morningstar nor its content providers are responsible for any damages or losses arising from any use of this information, except where such damages or losses cannot be limited or excluded by law in your jurisdiction.

FUND FACTS

Fund Size	40.9m USD
Fund managers	Recai Gunesdogdu
Launch Date	27/02/2015
Base Currency	US Dollar
Pricing Frequency	Daily
Sector	Global Emerg Mark Bond - Local Curr
Benchmark	JPM GBI-EM Gbl Div Comp Unhedged
Domicile	Ireland

SHARE CLASS DETAILS

ISIN Code	IE00BSJCG374
Bloomberg Ticker	NOMEMIU
Minimum Initial Inv	1,000,000 USD
Minimum Further Inv	250,000 USD
Initial Charge	0.00%
Management Fee	0.60%
Total Expense Ratio	0.77%
Latest NAV per share	91.01 USD
Share Class Currency	USD
Dividend Frequency	n/a
Dividend Pay dates	n/a
Morningstar Rating	★★★★

TRADING DETAILS

Trading cutoff	13:00 GMT
Trading frequency	Daily
Valuation time	15:00 GMT
Settlement	T+3 (S) / T+4 (R)

RISK

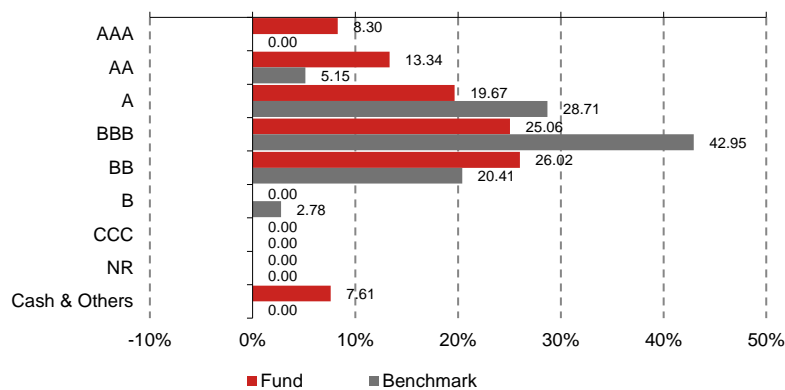
Typically lower rewards, lower risk

Typically higher rewards, higher risk

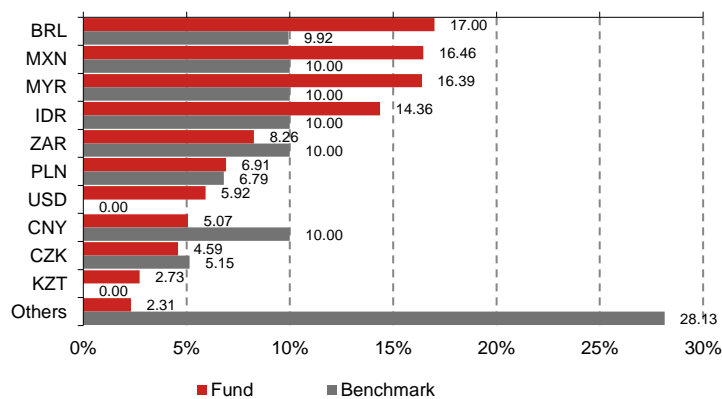


The table demonstrates where the fund ranks in terms of its potential risk and reward. The higher the rank the greater the potential reward but the greater the risk of losing money. It is based on past data, may change over time and may not be a reliable indication of the future risk profile of the fund.

CREDIT QUALITY BREAKDOWN



CURRENCY BREAKDOWN



TOP HOLDINGS

MALAYSIA	4.254% 05/31/35/MYR/	8.64%
MEX BONOS	7.75% 05/29/31/MXN/	7.75%
LETRA TESOUR ZCP	07/01/24/BRL/	7.08%
INDONESIA	8.75% 05/15/31/IDR/	6.14%
MEX BONOS D	7.5% 06/03/27/MXN/	5.97%
EXPORT-IMPO	2.8% 03/03/24/CNY/	5.07%
REPUBLIC OF	6.5% 02/28/41/ZAR/	4.72%
EUROPEAN I	2.75% 08/25/26/PLN/	3.92%
SOUTH AFRICA GOVERNMENT BOND		3.14%
MALAYSIA GO	3.9% 11/30/26/MYR/	3.06%

PORTFOLIO CHARACTERISTICS

Number of Holdings (Issues)	34
Duration (yrs)	4.27
Yield to Maturity	7.84
Coupon	5.10
Remaining Maturity (yrs)	6.04

CONTACT DETAILS

Email: info@nomura-asset.co.uk
Tel: +44 207 521 1747
www.nomura-asset.co.uk

FUND MANAGERS



Recai Gunesdogdu

Dr. Recai Gunesdogdu has 26 years of experience in the industry and has been at Nomura since 2016.

IMPORTANT INFORMATION

The fund is a sub-fund of Nomura Funds Ireland plc, which is authorised by the Central Bank of Ireland as an open-ended umbrella investment company with variable capital and segregated liability between its sub-funds, established as an undertaking for Collective Investment in Transferable Securities under the European Communities (Undertakings for Collective Investment in Transferable Securities) Regulations 2011. This document was prepared by Nomura Asset Management U.K. Ltd and is not intended for distribution to or use by any person or entity in any jurisdiction or country where such distribution or use would be contrary to law or regulation. The shares in the fund have not been and will not be offered for sale in the United States of America, its territories or possessions and all areas subject to its jurisdiction, or to United States Persons. This document is not intended in any way to indicate or guarantee future investment results as the value of investments may go down as well as up. Values may also be affected by exchange rate movements and investors may not get back the full amount originally invested. Investing in emerging markets is considered speculative and involves risks and considerations not typically associated with other more established economies or securities markets, including, but not limited to, greater price volatility, substantially less liquidity, significantly smaller securities market capitalization, social and political instability and limited regulation. Investment in sovereign debt includes the risk that the governmental entity that controls its repayment may not be able or willing to repay the principal and / or interest due to economic and or political constraints. Investment in high yield securities generally entails increased interest rate, credit, liquidity and market risk. Investment in non-investment grade securities may subject the fund to heightened litigation risks and / or prevent their disposal. The fund may use financial derivative instruments for portfolio management purposes or hedging as described in the Prospectus. More details of the use of financial derivative techniques are available from the Statement of Risk Management Process of Nomura Funds Ireland plc. Before purchasing any investment fund or product, you should read the related prospectus and fund documentation, including full details of all the risks associated with it, to form your own assessment and judgement on whether this investment is suitable in light of your financial knowledge and experience, investment objectives and financial or tax situation and whether to obtain specific advice from an investment professional. The prospectus and Key Investor Information Document are available from the Nomura Asset Management U.K. Ltd website at www.nomura-asset.co.uk. A summary of investor rights in English and information on collective redress mechanisms are available at https://www.nomura-asset.co.uk/download/funds/how-to-invest/Summary_of_investor_rights.pdf. Nomura Asset Management U.K. Limited may at any time decide to terminate arrangements it may have made for the marketing of units of a fund in a member state other than its home member state. The EU Sustainable Finance Disclosure Regulation ("SFDR") requires investment firms to formalise how sustainability is integrated into their business and processes, and to make new public and client-facing disclosures on sustainability matters. The aforementioned disclosures relating to Nomura Asset Management U.K. Limited are published on the website. Product related disclosures regarding Nomura Funds Ireland PLC, its sub-funds can be found in the prospectus. This fund is an Article 6 fund according to SFDR. Nomura Asset Management U.K. Ltd. is authorised and regulated by the Financial Conduct Authority. Portfolio data source: Nomura Asset Management U.K. Ltd.